

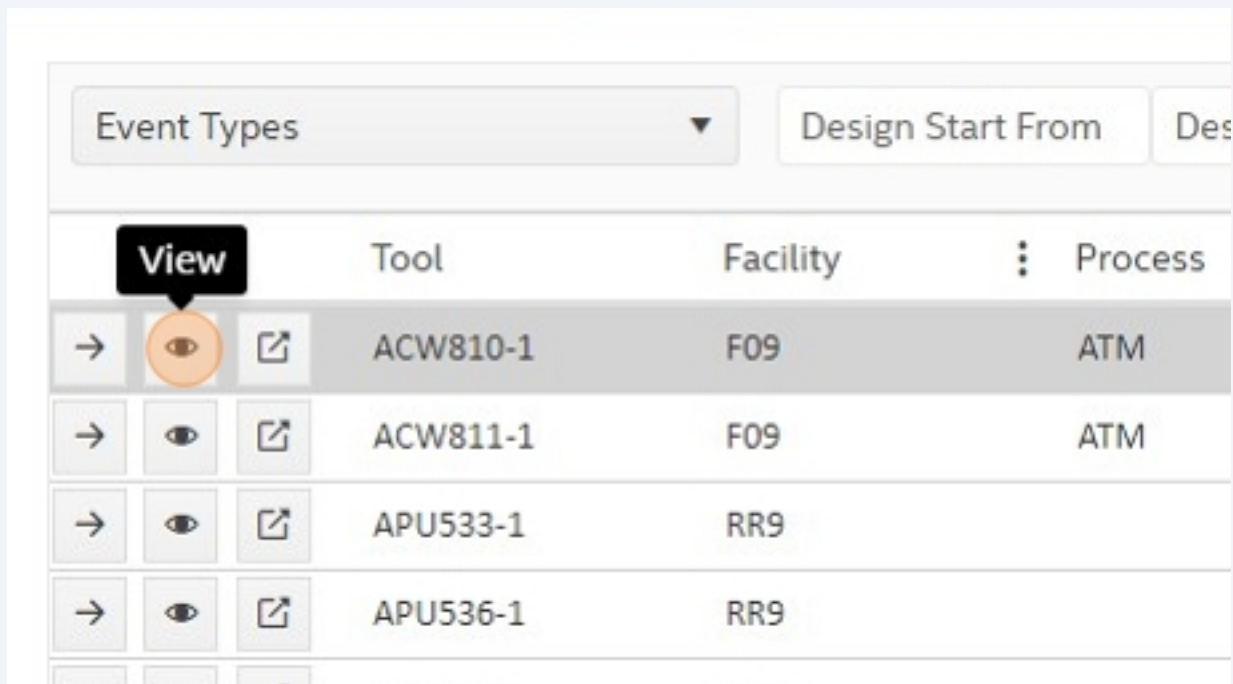
How to raise Mechanical DMR Change Request









This guide provides step-by-step instructions on how to raise a Mechanical Change Request in the LSPx application. It includes details on accessing the application, navigating to the relevant page, and filling out the necessary fields.


[Database Modification Requests] Change Requests can be raised by the AE Firm, Trades or Integration Team members. It will be sent to the discipline's Integration team, who will approve or reject it.

- 1 Navigate to <https://fcelspx.intel.com>

- 2 Click on the POC icon from the homepage of the LSPx application.









Event Types		Design Start From	Des
View	Tool	Facility	Process
→  	ACW810-1	F09	ATM
→  	ACW811-1	F09	ATM
→  	APU533-1	RR9	
→  	APU536-1	RR9	

 Follow the steps below to raise a Mechanical FPOC change request:


- 3 Click on the "Send DMR" icon on the POC page.

PreFac Start: 11 Jul 23 SL1CS: 11 Aug 23 ...

Mechanical -Y Power Comms -Y HPM -N/A TAS -N/A LLD -N/A Vesda

Send DMR	POC Ref ↑	FPOC Ref	Utility	FPOC	DP Segme
	D301	Interconnect	AW		
	D302	Interconnect	AW		
	G401	G401	OFA	021OFA-11.8-1N-SBW-26	Lateral 1
	G401A	G401A	OFA	021OFA-11.8-1N-SBW-25	Lateral 1
	G402	G402	UN2	021UN2-11.5-1S-SBW-20	Lateral 1
	G403	G403	OFA	021OFA-11.8-1N-SBW-27	Lateral 1

- 4 A Popup will appear. For FPOC change requests, select the "Mechanical" category from the dropdown.

G401	<input type="text"/>	<input type="text"/>	<input type="text"/>
G401	<input type="text"/>	<input type="text"/>	<input type="text"/>
OFA	<input type="text"/>	<input type="text"/>	<input type="text"/>
021OFA-11.8-1N-SBW-26	<div>Mechanical </div>	<input type="text" value="Search FPOC..."/>	<input type="text"/>
	<input type="text"/>	<input type="text" value="Search Popout..."/>	<input type="text"/>

5

Click the "Search FPOC..." field. Type at least two characters to view a list of recommended FPOCs for the POC.

	<input type="text"/>	<input type="text"/>	<input type="text"/>
	<input type="text"/>	<input type="text"/>	<input type="text"/>
-26	Mechanical <input type="text"/>	<input type="text" value="Search FPOC..."/>	<input type="text"/>
	<input type="text"/>	<input type="text" value="Search Popout..."/>	<input type="text"/>

6

Type at least two characters to search for a list of FPOCs on the site. The "green" icon indicates that the FPOC is unassigned and recommended for usage. The nearest FPOC to the tool will appear first.

ent Value	Category	Requested Value	Tag	Note
	<input type="text"/>	<input type="text"/>	<input type="text"/>	<input type="text"/>
	<input type="text"/>	<input type="text"/>	<input type="text"/>	<input type="text"/>
	<input type="text"/>	<input type="text"/>	<input type="text"/>	<input type="text"/>
FA-11.8-1N-SBW-26	Mechanical <input type="text"/>	hpn2	<input type="text"/>	<input type="text"/>
	<input type="text"/>	051HPN2-12.3EE-SBN-O...	<input type="text"/>	<input type="text"/>
	<input type="text"/>	051HPN2-12.3EE-SBN-O...	<input type="text"/>	<input type="text"/>
	<input type="text"/>	051HPN2-12.3EE-SBN-O...	<input type="text"/>	<input type="text"/>
	<input type="text"/>	051HPN2-12.3EE-SBN-O...	<input type="text"/>	<input type="text"/>

7

The "orange" icon indicates that an FPOC is assigned to another tool and not recommended for usage, but you can still select it.

A screenshot of a software interface with a table of rows. Each row has a dropdown menu. The fourth row is selected, showing a dropdown menu with the following options: "hpn2", "081HPN2-06BXW-FBS-04", "081HPN2-06BXW-FBS-06", and "081HPN2-06BXW-FBS-07". An orange circle with a vertical line through it is positioned over the dropdown menu. The text "FA-11.8-1N-SBW-26" is visible in the fourth row. The text "approved" and "ending" are visible in the rightmost column of the table. The text "1 - 16 of" is visible in the bottom right corner.

8

The "Tag" is optional to help group types or reasons for change requests. For example, you can enter "leak" as a tag.

A "Note" is mandatory for all requests. You must provide information about your request to the Integration team.

A screenshot of a software interface showing a form with several rows of input fields. A red vertical bar is positioned next to the fourth row. An orange circle is positioned to the right of the red bar. The text "approved" and "ending" are visible in the rightmost column of the form. The text "ending" is visible in the bottom right corner.



Follow the steps below when your desired POC cannot be found in the dropdown list:

9

You can request a new one if the POC cannot be found in the list. Select "New XX Required" from the category dropdown:

- "New FPOC Required"
- "New Popout Required"

Ref	G401	<input type="text"/>	<input type="text"/>	<input type="text"/>
Ref	G401	<input type="text"/>	<input type="text"/>	<input type="text"/>
	OFA	<input type="text"/>	<input type="text"/>	<input type="text"/>
	021OFA-11.8-1N-SBW-26	New FPOC Required <input type="text"/>	<input type="text"/>	<input type="text"/>
t		Mechanical <input type="text"/>	Search Popout...	<input type="text"/>
<input type="button" value="Add"/>				

10

The "Requested Value" will be optional but you can still enter a value if you know what the FPOC should be.

1 - G401

Column	Current Value	Category	Requested Value	Tag	Note
TPOC Ref	G401	<input type="text"/>	<input type="text"/>	<input type="text"/>	<input type="text"/>
FPOC Ref	G401	<input type="text"/>	<input type="text"/>	<input type="text"/>	<input type="text"/>
Service	OFA	<input type="text"/>	<input type="text"/>	<input type="text"/>	<input type="text"/>
FPOC	021OFA-11.8-1N-SBW-26	New FPOC Required <input type="text"/>	<input type="text"/>	<input type="text"/>	<input type="text"/>
Popout		Mechanical <input type="text"/>	Search Popout...	<input type="text"/>	<input type="text"/>

Add

11

The "Tag" column is optional to help group types or reasons for change requests. For example, you can enter "leak" as a tag.

The "Note" column is mandatory for any type of request. You must provide information about your request for the Integration team.

	Requested Value	Tag	Note
<input type="text"/>	<input type="text"/>	<input type="text"/>	<input type="text"/>
<input type="text"/>	<input type="text"/>	<input type="text"/>	<input type="text"/>
<input type="text"/>	<input type="text"/>	<input type="text"/>	<input type="text"/>
<input type="text"/>	new-request-test-knowr	<input type="text" value="leak"/>	<input type="text"/>
<input type="text"/>	Search Popout...	<input type="text"/>	<input type="text"/>

approved
approved 162023-split
approved
approved
ending

ending





Follow these steps when ready to send your requests to the Integration Team.

12

Click the "Add" button to incorporate the change request into a prepared list ready for submission.

W104	13	FPOC	0210FA-11.8-1N-SBW-26	New FPOC Require
W105				
W106	13	Popout		Mechanical
W107				
W108				
X201				



 **AA/12.3/02**
The selected popout is available for this tool

13

The "Send All Pending" button will become visible on the POC page after a few seconds. To view the pending POC change requests, click the "eye" icon.

If you want to retract your request, click the delete icon.

Alternatively, click "Send all Pending" to dispatch the requests to the Integration Team if you want to proceed. Ensure to click this button to dispatch your requests to the Integration team.

ch tool... Rio Rancho Hi, Simeon

Send All Pending

BAS - N/A Popouts

FPOC Only ☐ Exclude Interconnect

To Equipment	Flow UOM	Design Peak	Design Avg	Popout
CHILLER #1	GPM	0.0000	0.0000	
CHILLER #2	GPM	0.0000	0.0000	
TOP MAINBONDERS	GPM	0.0000	0.0000	

- 14 To view your change request and others in the system, click on the "bell" icon.

Header bar: Rio Rancho | Hi, Simeon Onaola | Settings | Info | Team | Notifications (0)

Comms LSS | LSS Request POC

Assignment Completion Tracker

Y	N/A	N	P	R	Haimov, ShiraX	26 Jul 22
Y	N/A	N	P	R	Haimov, ShiraX	26 Jul 22
Y	N/A	N	P	R	Haimov, ShiraX	26 Jul 22
Y	N/A	N	P	R	Haimov, ShiraX	26 Jul 22
Y	N/A	N	P	R		
Y	N/A	N	P	R	Luke, JeffreyX	13 Mar 23
Y	N/A	N	P	R	Garcia, MichaelX	30 Aug 22